

The 20 range architectural hardware is manufactured in our own factory located in Hoddesdon Hertfordshire and unlike other hardware factors we are unique in offering a product in which we are able to control the quality and finish to a consistently high standard throughout the range.

Our signage can be from our standard range of 76mm dia disc, or engraved on full height entrance door plates.

20.1803.SS



20.1802.SS




[see page 2 for details](#)


76 x 2mm discs are acid etched stainless steel and are filled with stoved enamel paint to ensure long life.



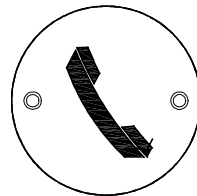
1800



1806



1810



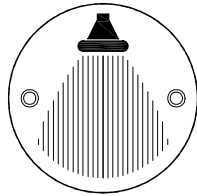
1814



1801



1807



1811




1815




1802



1808



1812



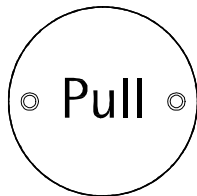
1835



1803



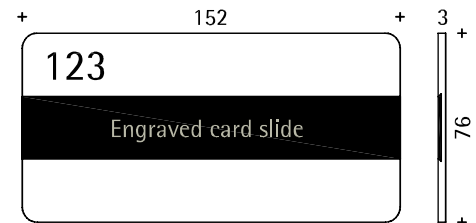
1809



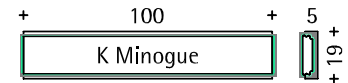
1813



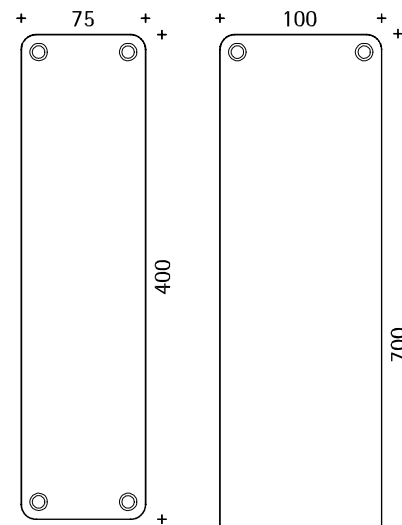
1839



1818 Card Frame



1840 Card Frame



1201

1203

Kicking plates, midrail plates, trolley plates and push plates are made from 1.5mm / 2mm / 3mm stainless steel and can be cut to your exact site requirements. In addition these can incorporate specific cut-outs, holes, drillings etc. The plates are finished to match exactly from the door handle to the hinge.

FINISHES :

SS = Satin Stainless Steel.
PS = Polished Stainless Steel.