

The Prime range of hinges have been selected for their reliability, quality and full compliance to the current regulations.

Please refer to the Trapex Web Information on door/hinge positioning.

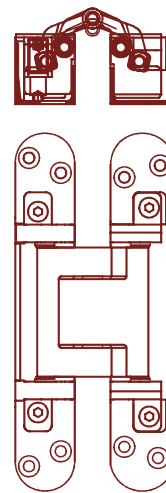
20.1525.SNP
Concealed Hinge



For use with 1525 if required



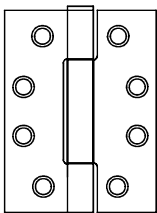
Concealed door closer



see page 2 for details

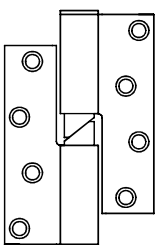
The Prime range of hinges have been selected for their reliability, quality and full compliance to the current regulations.

Please refer to the Trapex Quick Web guide on door/hinge positioning.



1520.SS

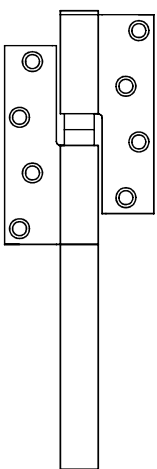
Prime range 101 x 76mm satin stainless steel lifetime lubricated concealed bearing hinge meeting all current standards and certified to EN1935 grade 13 CE marked. Made in England.



1521.SS

Prime range 100 x 76mm satin stainless steel machine cam rising hinge, (maximum door weight based on 1 pair per leaf 60kg), minimum door thickness 29mm left hand. Made in England.

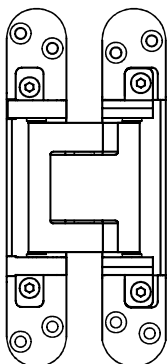
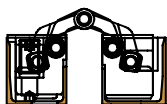
1522 right hand.



1523.SS

Prime range hinge with adjustable damper check mechanism used together with the 1521/2.SS rising hinge to finely control closing speed on wc cubicle doors and ensure silent operation. Left hand (illustrated) (One set comprising of one rising hinge fitted at the top of the door and one damper check hinge fitted at the bottom). Made in England.

1524.SS Right hand.



1525.SNP

Prime range fully concealed hinge 1/2hr fire rated (tested with 3 hinges on 97kg door with intumescent kit) which are three dimensionally adjustable, minimum door thickness 44mm, ideal for duct doors and cupboard doors.